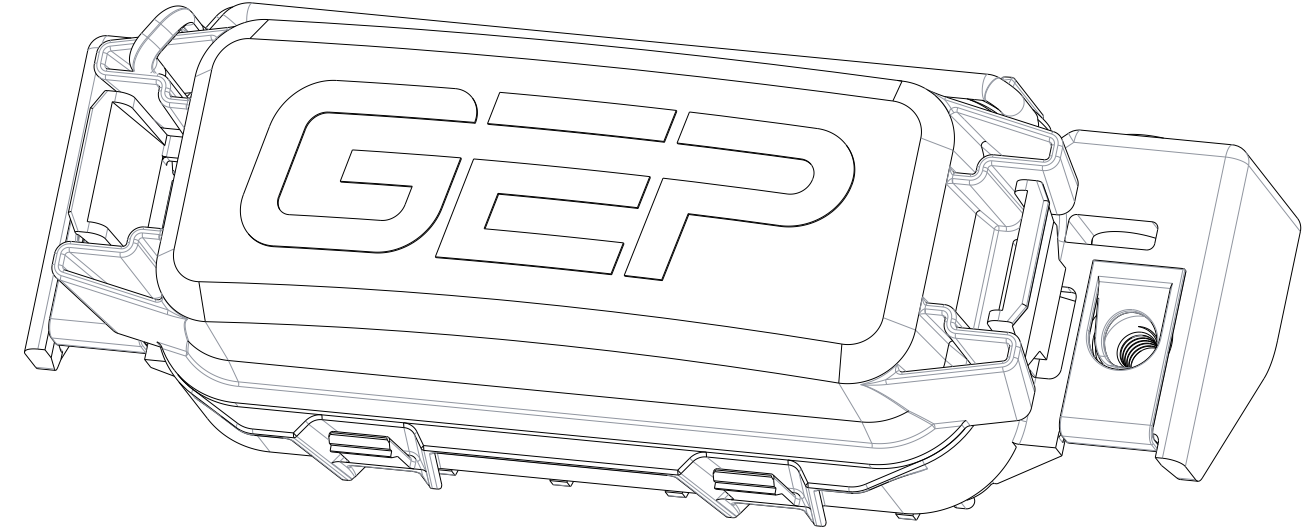


REV	REVISION DETAILS	ECO	DATE	BY	ABY
0	RELEASE FOR PRODUCTION	N/A	17SEP2017	RR	KS
1	UPDATED TO NEW FORMAT. MOVED COMPONENT INSERT OPTIONS TO SHEET 3. CHANGED MOUNTING OPTION I TO OBSOLETE. CHANGED COVER/TETHER OPTIONS B & D TO OBSOLETE. UPDATED DESCRIPTION OF COVER/TETHER OPTION E. MADE SEVERAL NOTE UPDATES AND COMBINED/MOVED ALL DRAWING NOTES TO SHEET 2. ADDED VIEWS & HEIGHT DIMENSIONS TO COMPONENT INSERT OPTIONS. ADDED ISO VIEWS TO SHEET 4. DETAILING MOUNTING OPTIONS. MOVED GANGED VIEWS TO SHEET 4. ADDED PANEL CUTOUT VIEWS & DIMENSIONS TO SHEET 4. MOVED COMPONENT OPTIONS TO SHEET 5. ADDED PLAIN COVER, COVER WITH GORE VENT, VENT SERVICE PART. UPDATED DESCRIPTIONS ON TPA'S, MOUNTING CLIP, SEAL. UPDATED TETHER PART NUMBER. MOVED TABLES TO SHEET 6. ADDED REMOVAL TOOL PART NUMBERS TO TABLES. UPDATED ALL DIMENSIONS TO REFERENCE.	NP-003762	30SEP2021	JWK	JJW
2	UPDATED LAYOUT OF DRAWING	NP-005655	17OCT2023	JWK	JML
3	PART NUMBER WAS PDM-R FAMILY. UPDATED DESCRIPTION. UPDATED TO LATEST DRAWING STANDARDS.	NP-005912	13FEB2024	JWK	JML
4	ADDED 2 SHEETS WITH HOUSING/SEAL/MOUNTING CLIP ASSEMBLIES.	NP-006714	15APR2025	JWK	JML
5	SHT 11: ADDED VENTED COVER SC42-2015A-A001 TO COVER OPTIONS. SHT 12: ADDED CAVITY PLUG WITH SEAL SC55-2000A-A001. UPDATED TABLES.	NP-007406	01MAY2026	JWK	JML



ISO VIEW  
FOR REF ONLY

**CONFIDENTIAL**

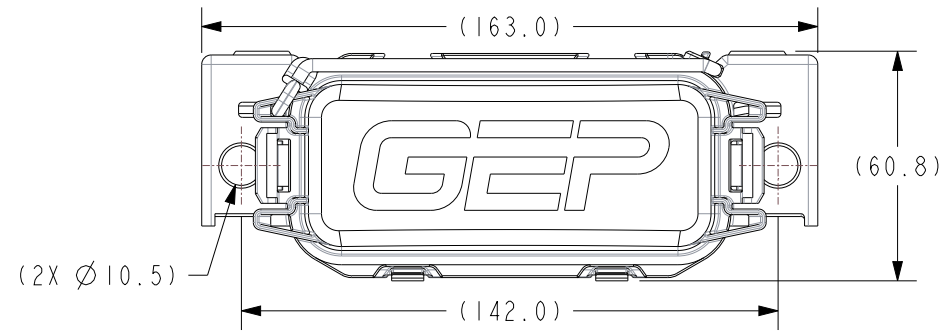
The information contained in this document is the property of GEP Power Products. It is not for public disclosure. Possession of the information does not convey any right to loan, sell or disclose the information. Unauthorized reproduction or use of the information is prohibited. This document is to be returned to GEP Power Products upon completion of the purpose for which it is loaned or upon request.

CRITICAL DIMENSIONS ON FEATURES TO BE CHECKED DURING ANY SET-UP ADJUSTMENTS, TOOL CHANGES, OR ANNUAL MAINTENANCE ON TOOLING.	DIMENSIONS OR FEATURES TO BE CHECKED FROM RUN-TO-RUN
TOLERANCES UNLESS OTHERWISE SPECIFIED	
THIRD ANGLE PROJECTION 	
METRIC TOL	ENGLISH TOL
1 PL DEC. = ±.25 2 PL DEC. = ±.13	2 PL DEC. = ±.01 3 PL DEC. = ±.005
ANGULAR TOL = ±2° FRACTION TOL = ±1/64 IN	
DIMENSIONS INSIDE PARENTHESES OR CONTAINING "REF" ARE FOR REFERENCE ONLY.	

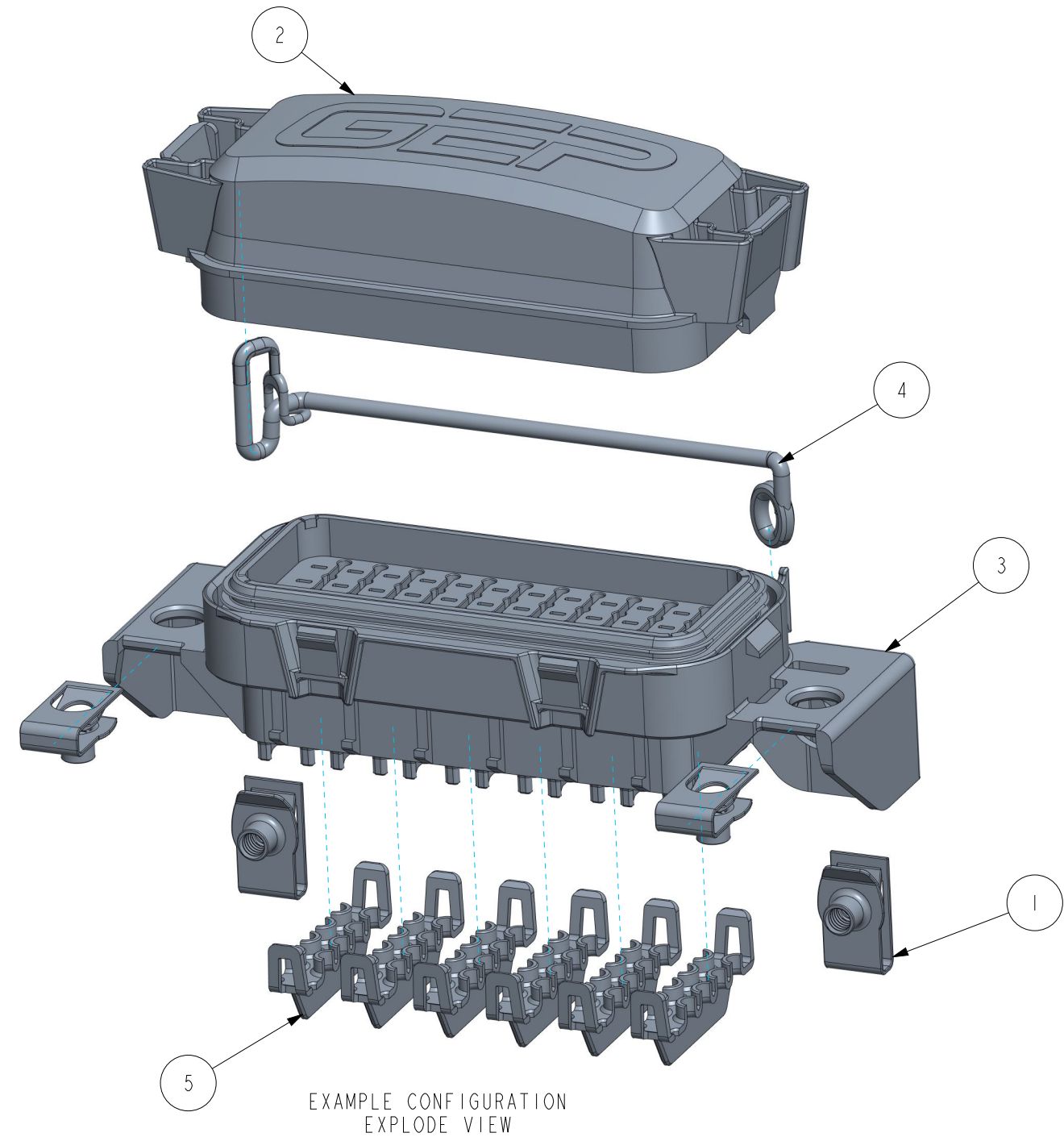
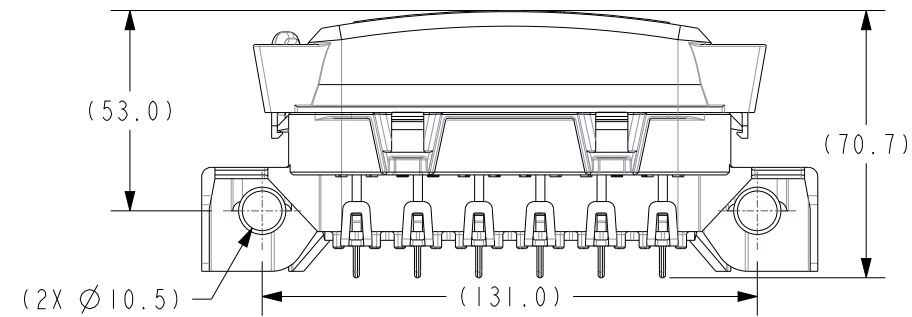
COPYRIGHT - GEP POWER PRODUCTS  
This is unpublished work. The disclosure of this work is limited to a select personnel. Further dissemination or disclosure to the public is PROHIBITED. This unpublished work is protected by Federal Copyright law and all rights thereunder are reserved by GEP Power Products.

		16830 Pheasant Drive Brookfield, WI 53005		
PART NO:		PDM-R SERIES (SALES)		
DESCRIPTION:		POWER DISTRIBUTION MODULE - MODEL R, SERIES DRAWING		
CUSTOMER:		STANDARD		
METRIC (MM)	REV	SHEET	SCALE	SIZE
	5	1 OF 15	1:1	B

# EXAMPLE CONFIGURATION & NOTES



EXAMPLE CONFIGURATION WITH DIMENSIONAL INFO - SCALE 1:2



EXAMPLE CONFIGURATION EXPLODE VIEW

NOTES:

1. HOUSING & COVER MATERIAL: PBT POLYESTER
2. HOUSING & COVER FINISH/COLOR: MATTE/BLACK
3. SEAL COLOR: BLUE
4. CORRECT TERMINAL SEALS AND/OR CAVITY PLUGS MUST BE USED TO ENSURE A SEALED UNIT
5. RECOMMENDED MAXIMUM MOUNTING TORQUE: 40 IN-LBS
6. DIMENSIONS ARE FOR REFERENCE ONLY
7. IF ADDITIONAL MODULES ARE ADDED, 117.3 DIMENSION WILL INCREASE BY 56.5 MM FOR EACH MODULE.
8. RoHS AND REACH COMPLIANT

## EXAMPLE CONFIGURATION BOM

ITEM	DESCRIPTION	PART NO.	QTY
1	CLIP - M6 - 1 U-SPRING NUT	PDM-TMC	4
2	COVER - PDM-R - PDM-T - GEP	PDM-TC	1
3	HOUSING AND SEAL - PDM-R - 280 TERM	PDM-R4A01	1
4	TETHER - COVER	PDM-SCT	1
5	TPA - PDM-R, 280 TERM	PDM-TTI	6

**GEP POWER PRODUCTS** 16830 Pheasant Drive Brookfield, WI 53005

PART NO: PDM-R SERIES (SALES)

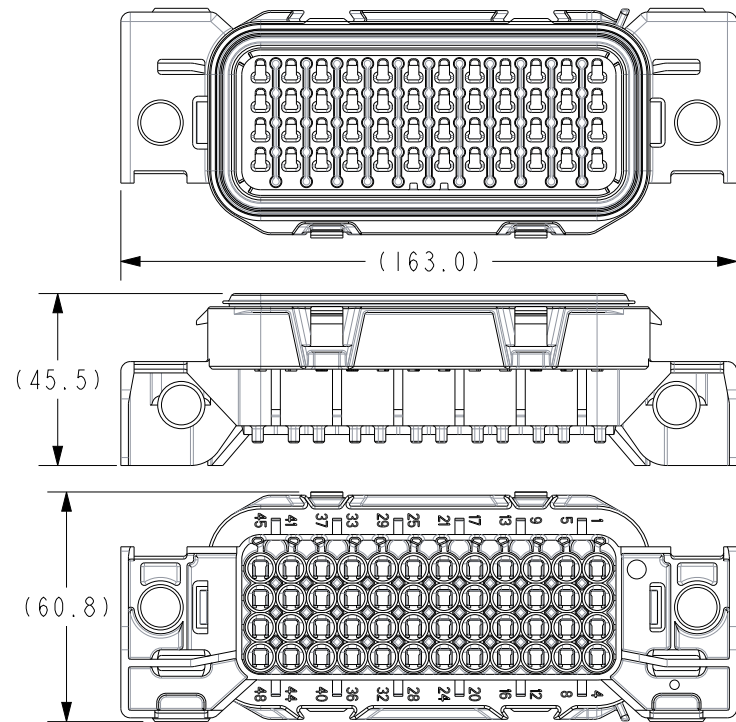
DESCRIPTION: POWER DISTRIBUTION MODULE - MODEL R, SERIES DRAWING

CUSTOMER: STANDARD

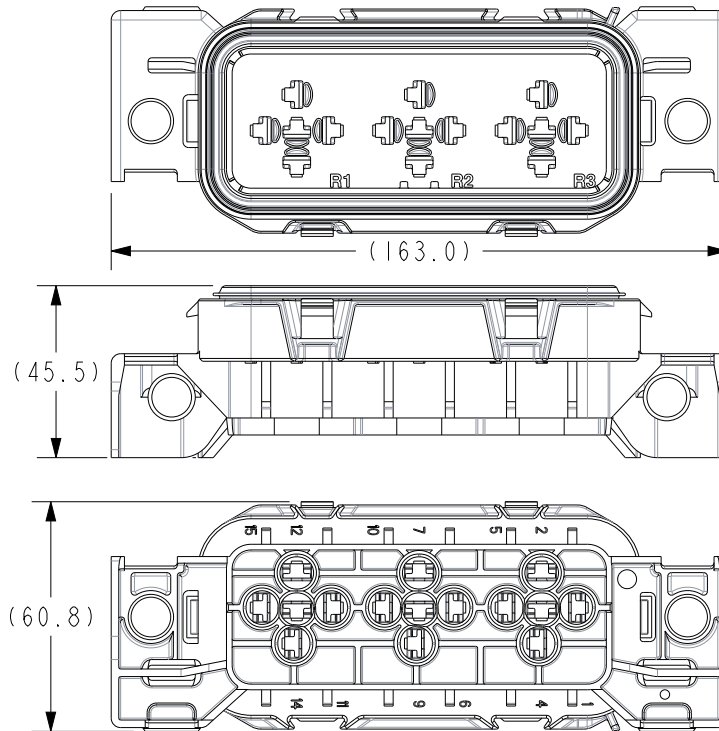
METRIC (MM)	REV 5	SHEET 2 OF 15	SCALE 1:2	SIZE B
-------------	-------	---------------	-----------	--------

# HOUSING W/SEAL OPTIONS

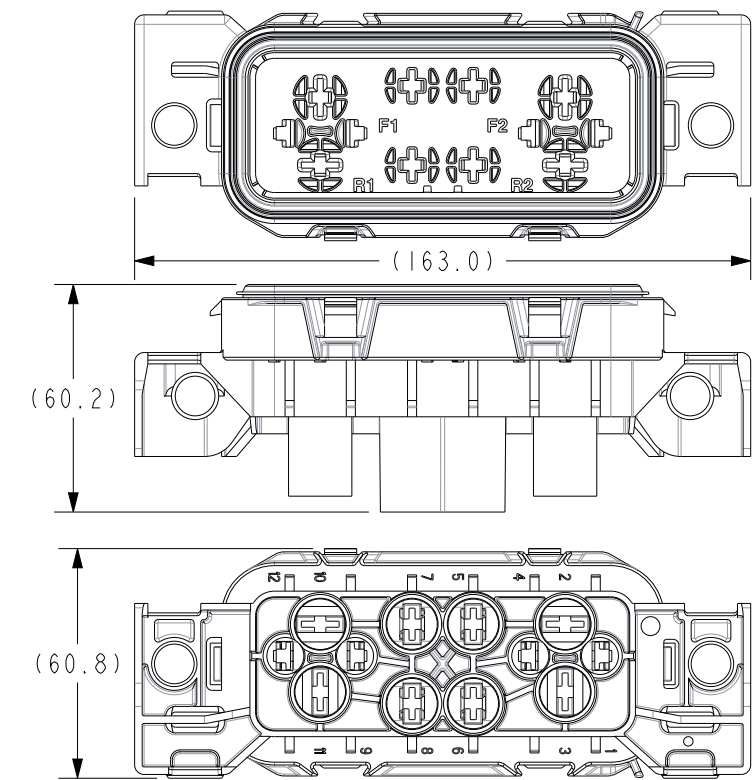
PDM-R4A01  
HOUSING AND SEAL - PDM-R - 280 TERM



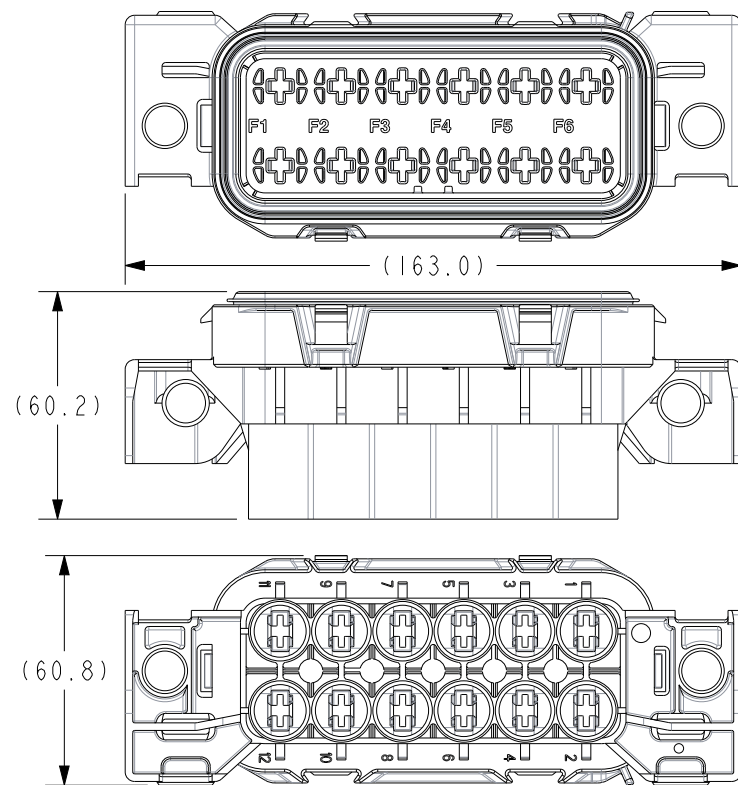
PDM-R4B01  
HOUSING AND SEAL - PDM-R - MINI ISO RELAY



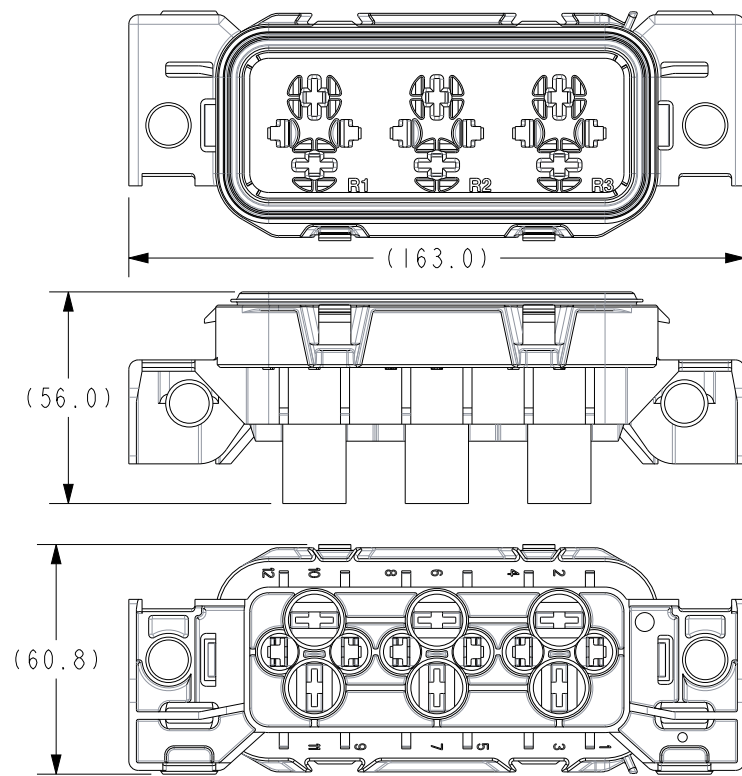
PDM-R4C01  
HOUSING AND SEAL - PDM-R - MAXI ISO RELAY & MAXI FUSE



PDM-R4D01  
HOUSING AND SEAL - PDM-R - MAXI FUSES



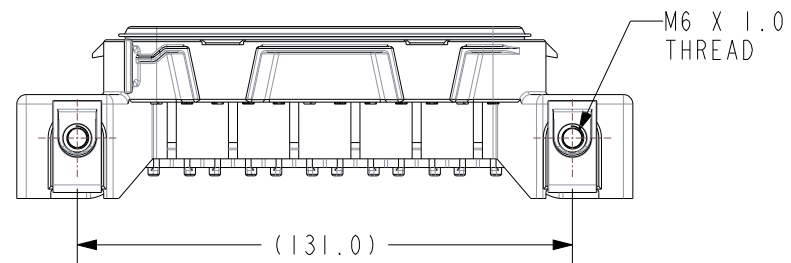
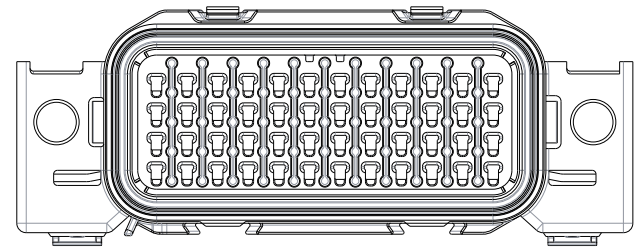
PDM-R4E01  
HOUSING AND SEAL - PDM-R - MAXI ISO RELAYS



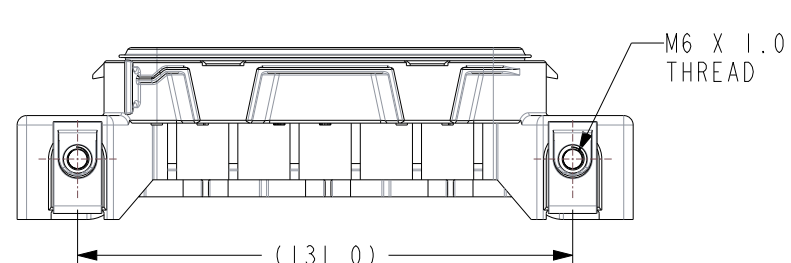
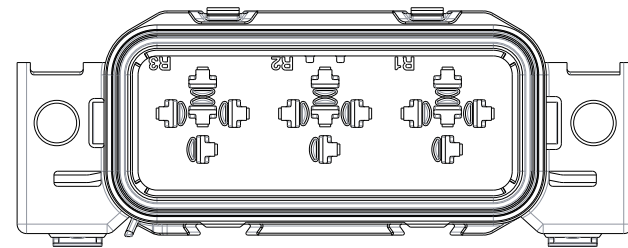
		16830 Pheasant Drive Brookfield, WI 53005		
PART NO:		PDM-R SERIES (SALES)		
DESCRIPTION:		POWER DISTRIBUTION MODULE - MODEL R, SERIES DRAWING		
CUSTOMER:		STANDARD		
METRIC (MM)	REV	SHEET	SCALE	SIZE
	5	3 OF 15	1:1	B

# HOUSING W/SEAL & SIDE MOUNT CLIPS OPTIONS

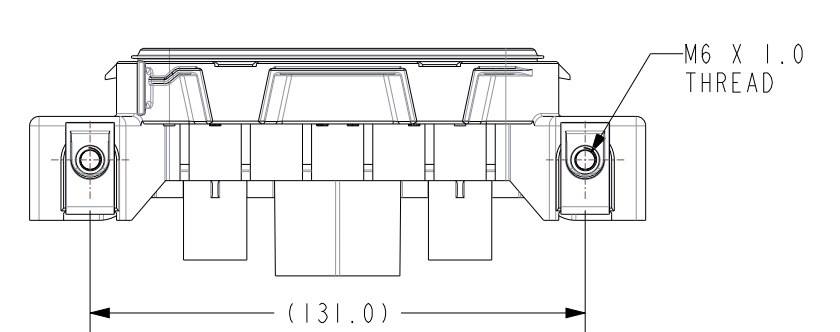
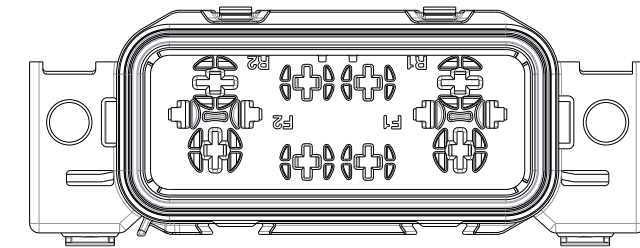
SC42-2032A-A001  
HOUSING AND SEAL - PDM-R -  
280 TERM - SM CLPS



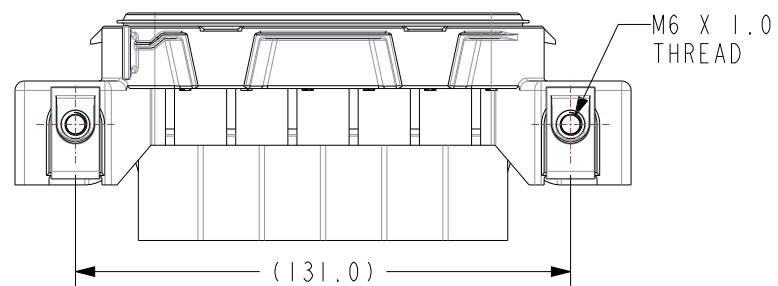
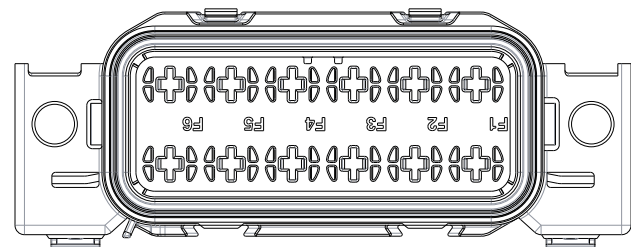
SC42-2032B-A001  
HOUSING AND SEAL - PDM-R -  
MINI ISO RELAY - SM CLPS



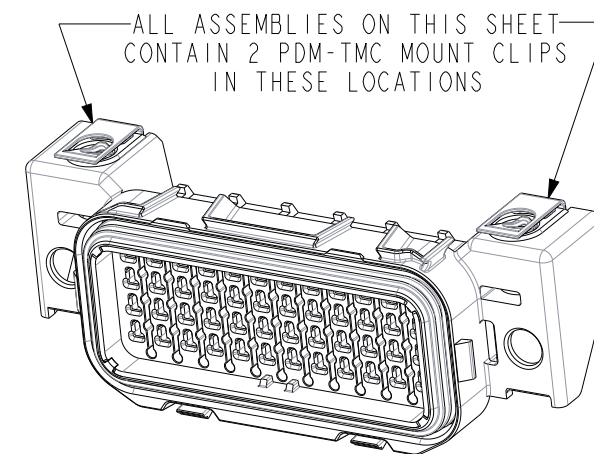
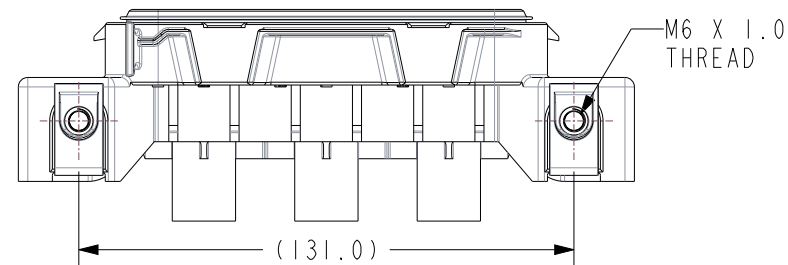
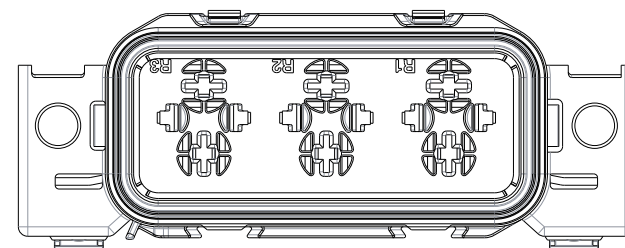
SC42-2032C-A001  
HOUSING AND SEAL - PDM-R -  
MAXI ISO RELAY AND MAXI FUSE - SM CLPS



SC42-2032D-A001  
HOUSING AND SEAL - PDM-R -  
MAXI FUSE - SM CLPS



SC42-2032E-A001  
HOUSING AND SEAL - PDM-R -  
MAXI ISO RELAY - SM CLPS



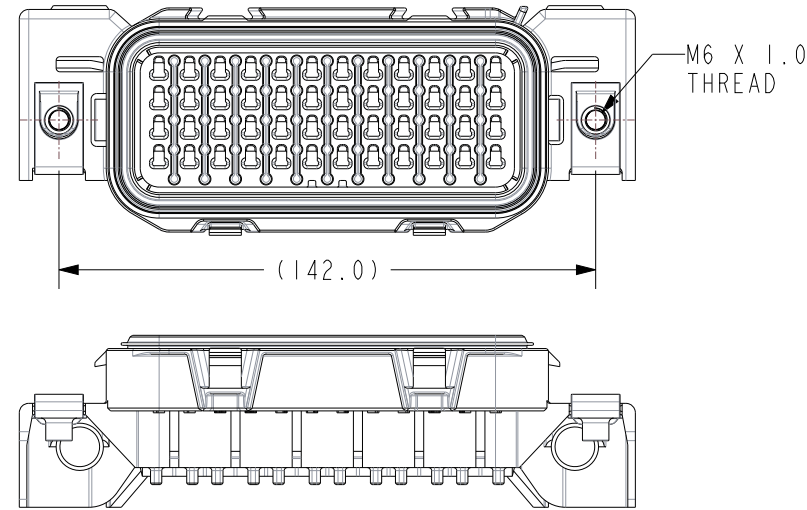
ALL ASSEMBLIES ON THIS SHEET  
CONTAIN 2 PDM-TMC MOUNT CLIPS  
IN THESE LOCATIONS

NOTE: MOUNTING CLIPS CAN ALSO BE PURCHASED SEPARATELY.  
SEE SHEET 14 FOR ASSEMBLY INSTRUCTIONS.

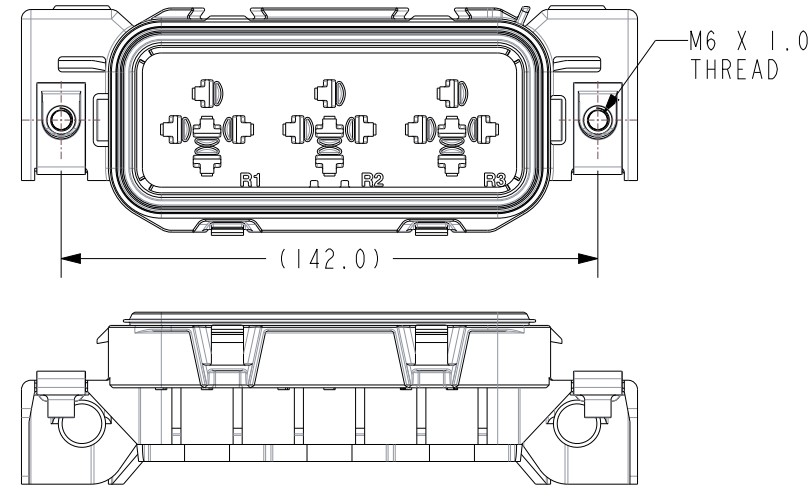
<b>GEP</b> POWER PRODUCTS		16830 Pheasant Drive Brookfield, WI 53005		
PART NO:	PDM-R SERIES (SALES)			
DESCRIPTION:	POWER DISTRIBUTION MODULE - MODEL R, SERIES DRAWING			
CUSTOMER:	STANDARD			
METRIC (MM)	REV 5	SHEET 4 OF 15	SCALE 1:1	SIZE B

# HOUSING W/SEAL & TOP MOUNT CLIPS OPTIONS

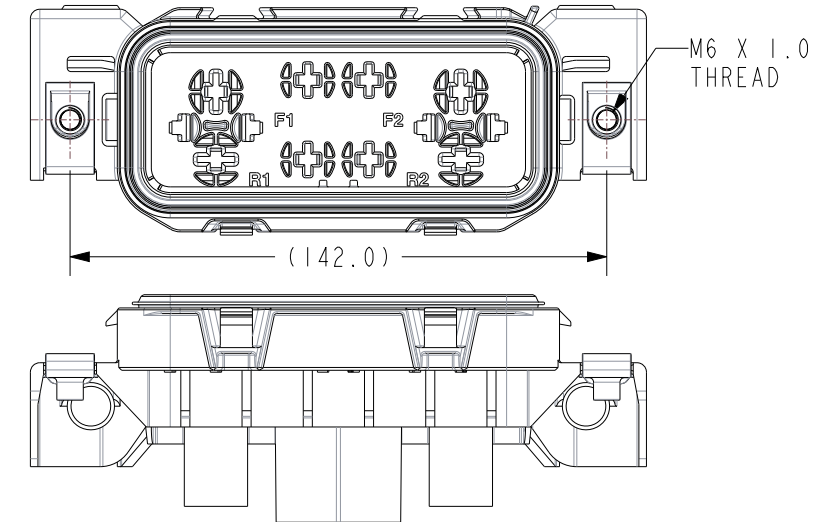
SC42-2033A-A001  
HOUSING AND SEAL - PDM-R -  
280 TERM - TM CLPS



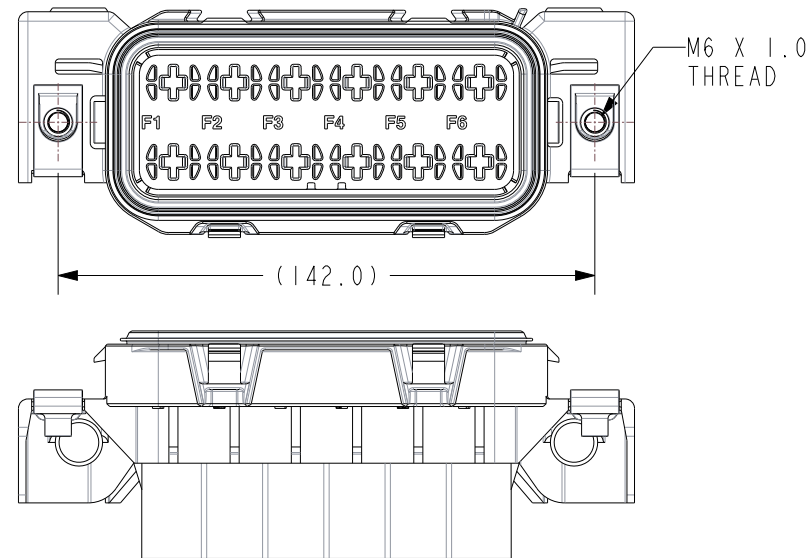
SC42-2033B-A001  
HOUSING AND SEAL - PDM-R -  
MINI ISO RELAY - TM CLPS



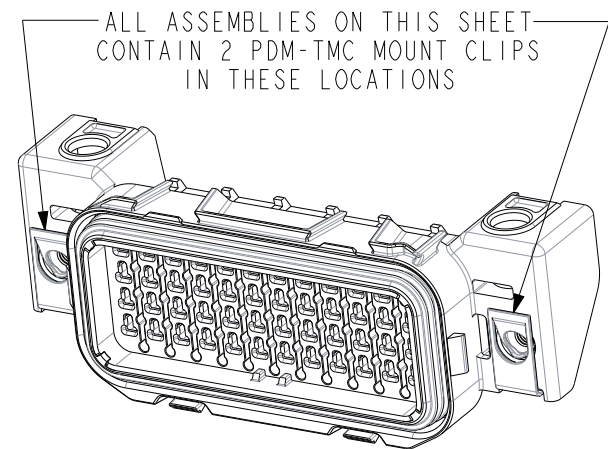
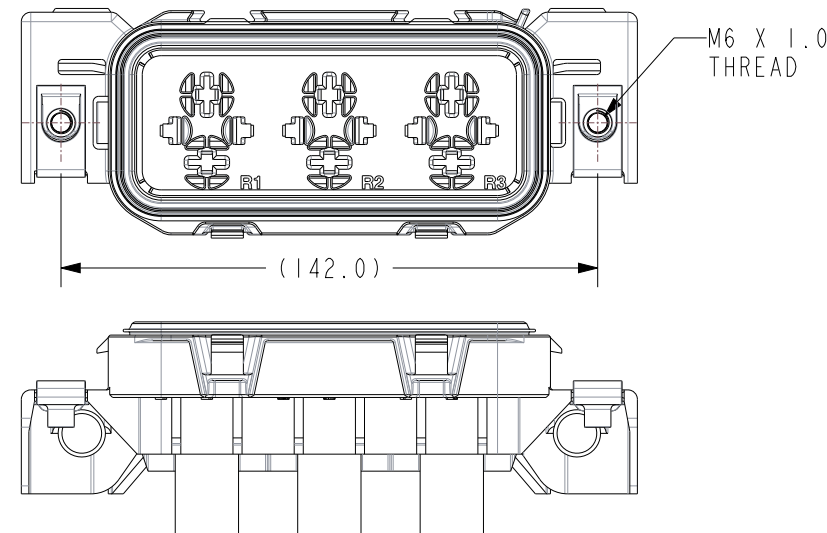
SC42-2033C-A001  
HOUSING AND SEAL - PDM-R -  
MAXI ISO RELAY AND MAXI FUSE - TM CLPS



SC42-2033D-A001  
HOUSING AND SEAL - PDM-R -  
MAXI FUSE - TM CLPS



SC42-2033E-A001  
HOUSING AND SEAL - PDM-R -  
MAXI ISO RELAY - TM CLPS

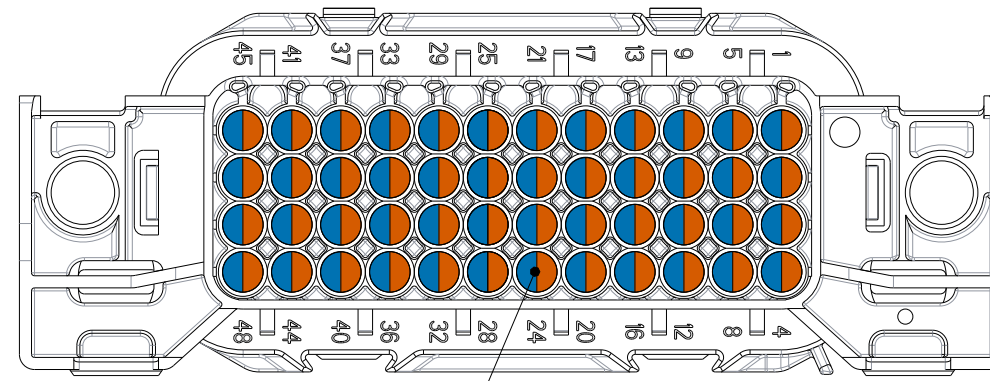


NOTE: MOUNTING CLIPS CAN ALSO BE PURCHASED SEPARATELY.  
SEE SHEET 14 FOR ASSEMBLY INSTRUCTIONS.

<b>GEP</b> POWER PRODUCTS		16830 Pheasant Drive Brookfield, WI 53005		
PART NO:	PDM-R SERIES (SALES)			
DESCRIPTION:	POWER DISTRIBUTION MODULE - MODEL R, SERIES DRAWING			
CUSTOMER:	STANDARD			
METRIC (MM)	REV 5	SHEET 5 OF 15	SCALE 1:1	SIZE B

# TERMINAL AND CABLE SEAL INFORMATION

## PDM-R4A01, SC42-2032A-A001, SC42-2033A-A001




280 CAVITIES  
SEE TABLE A FOR TERMINALS  
AND CABLE SEALS

<b>Table A</b>			<b>REV 2</b>
APTIV (DELPHI) 280 METRI-PACK TERMINALS			
PART NUMBER	CABLE RANGE (mm <sup>2</sup> )	MATERIAL	PLATING
12077413	3	TIN BRASS	TIN
12129493	2.0-3.0	TIN BRASS	TIN
12077411	0.8-1.0	TIN BRASS	TIN
12084201	0.35-0.50	TIN BRASS	TIN
12176387	5	BERYLLIUM COPPER	SILVER/NICKEL
12176388	2.0-3.0	BERYLLIUM COPPER	SILVER/NICKEL
12176389	0.8-1.0	BERYLLIUM COPPER	SILVER/NICKEL
APTIV (DELPHI) 280 METRI-PACK CABLE SEALS (FOR REF. ONLY)			
PART NUMBER	CABLE DIAMETER	MATERIAL	COLOR
15324981	3.45-4.3	SILICONE	BLUE
15324980	2.81-3.49	SILICONE	LT. GRAY
15324982	2.03-2.85	SILICONE	GREEN
15324984	2.03-2.42	SILICONE	TAN
15324985	1.6-2.15	SILICONE	PURPLE
15324983	1.29-1.70	SILICONE	DK. RED
12010300	PLUG	SILICONE	GREEN
DELPHI 280 METRI-PACK TERMINAL REMOVAL TOOL (FOR REF. ONLY)			
PART # 12094430			

<b>GEP</b> <small>POWER PRODUCTS</small>		<small>16830 Pheasant Drive Brookfield, WI 53005</small>		
PART NO:		PDM-R SERIES (SALES)		
DESCRIPTION:		POWER DISTRIBUTION MODULE - MODEL R, SERIES DRAWING		
CUSTOMER:		STANDARD		
METRIC (MM)	REV	SHEET	SCALE	SIZE
	5	6 OF 15	1:1	B

# TERMINAL AND CABLE SEAL INFORMATION

## PDM-R4B01, SC42-2032B-A001, SC42-2033B-A001



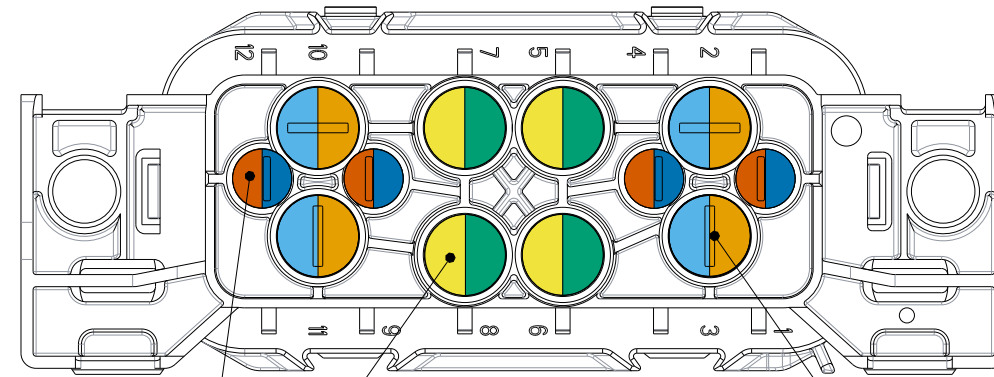
630 CAVITIES  
SEE TABLE B FOR TERMINALS  
AND CABLE SEALS

<b>Table B</b>			<b>REV 2</b>
<b>APTIV (DELPHI) 630 METRI-PACK TERMINALS</b>			
PART NUMBER	RANGE (mm <sup>2</sup> )	MATERIAL	PLATING
15317331	4.00-6.00	TIN BRASS	TIN
12052456	3.00-5.00	TIN BRASS	TIN
12052455	1.00-2.00	TIN BRASS	TIN
12052457	0.50-0.80	TIN BRASS	TIN
15317332	4.00-6.00	BERYLLIUM COPPER	SILVER/NICKEL
15305232	3.00-5.00	BERYLLIUM COPPER	SILVER/NICKEL
<b>APTIV (DELPHI) 480 METRI-PACK CABLE SEALS (REF. ONLY)</b>			
<b>NOTE: 630 CAVITIES IN THIS HOUSING ARE DESIGNED TO BE USED WITH 480 SERIES CABLE SEALS</b>			
PART NUMBER	CABLE DIA.	MATERIAL	COLOR
15363779	1.20-2.00	SILICONE	YELLOW
15324991	1.60-2.15	SILICONE	YELLOW
15327998	2.00-2.70	SILICONE	BLUE
15324988	2.00-2.90	SILICONE	WHITE
15363604	2.00-2.90	SILICONE	WHITE
15324989	2.80-3.90	SILICONE	DK. RED
15327864	2.80-3.80	SILICONE	DK. RED
15363605	3.60-4.50	SILICONE	GREEN
10733145	4.40-5.10	SILICONE	GRAY
15344647	4.40-5.10	SILICONE	GRAY
35232480	PLUG	SILICONE	LT. GREEN
<b>DELPHI METRI-PACK TERMINAL REMOVAL TOOL (FOR REF. ONLY)</b>			
PART # 12094430			

		16830 Pheasant Drive Brookfield, WI 53005		
PART NO:		PDM-R SERIES (SALES)		
DESCRIPTION:		POWER DISTRIBUTION MODULE - MODEL R, SERIES DRAWING		
CUSTOMER:		STANDARD		
METRIC (MM)	REV	SHEET	SCALE	SIZE
	5	7 OF 15	1:1	B

# TERMINAL AND CABLE SEAL INFORMATION

## PDM-R4C01, SC42-2032C-A001, SC42-2033C-A001



630 CAVITIES  
SEE TABLE C FOR TERMINALS  
AND CABLE SEALS

LEAR MAK8 CAVITIES  
SEE TABLE D FOR TERMINALS  
AND CABLE SEALS

DUCON 9.5 CAVITIES  
SEE TABLE E FOR TERMINALS  
AND CABLE SEALS

Table C				REV 2
APTIV (DELPHI) 630 METRI-PACK TERMINALS (FOR REF. ONLY)				
PART NUMBER	RANGE (mm <sup>2</sup> )	MATERIAL	PLATING	
15317331	4.00-6.00	TIN BRASS	TIN	
12052456	3.00-5.00	TIN BRASS	TIN	
12052455	1.00-2.00	TIN BRASS	TIN	
12052457	0.50-0.80	TIN BRASS	TIN	
15317332	4.00-6.00	BERYLLIUM COPPER	SILVER/NICKEL	
15305232	3.00-5.00	BERYLLIUM COPPER	SILVER/NICKEL	
APTIV (DELPHI) 630 METRI-PACK CABLE SEALS (FOR REF. ONLY)				
PART NUMBER	CABLE DIAMETER	MATERIAL	COLOR	
15324997	1.65-2.15	SILICONE	TAN	
15324995	2.01-2.85	SILICONE	DK. RED	
15327859	2.81-3.75	SILICONE	GRAY	
15324996	3.61-4.50	SILICONE	BLUE	
15324993	4.40-5.10	SILICONE	GREEN	
15324997	1.65-2.15	SILICONE	TAN	
15324995	2.01-2.85	SILICONE	DK. RED	
15324994	2.81-3.75	SILICONE	GRAY	
15324996	3.61-4.50	SILICONE	BLUE	
15324993	4.40-5.10	SILICONE	GREEN	
12059255	PLUG	SILICONE	LT. GREEN	
DELPHI 630 METRI-PACK TERMINAL REMOVAL TOOL (FOR REF. ONLY)				
PART # 12094430				

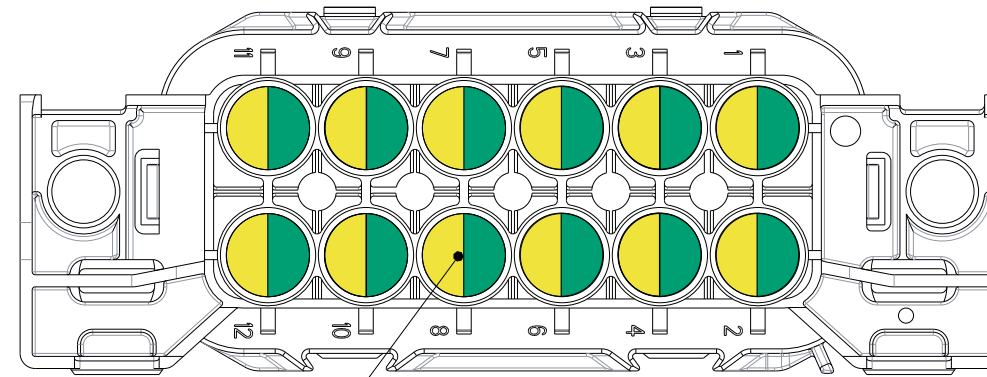
Table D				REV 1
LEAR MAK8 PLUS TERMINALS (FOR REF. ONLY)				
PART NUMBER	RANGE (mm <sup>2</sup> )	PLATING	VARIATION	
28224 306 710	2.5-4.0	SILVER	1 - LONG SEAL	
28469 306 189	2.5-4.0	SILVER/TIN	3 - SHORT SEAL	
28225 306 710	6.0-10.0	SILVER	1 - LONG SEAL	
28459 306 189	6.0-10.0	SILVER/TIN	3 - SHORT SEAL	
28243 306 710	10.0-16.0	SILVER	1 - LONG SEAL	
GEP CABLE SEALS (VARIATION 1 - LONG)				
PART NUMBER	CABLE DIA.	MATERIAL	COLOR	
PDM-TWS-L1	2.7-3.0	SILICONE	GREEN	
PDM-TWS-L2	3.4-3.8	SILICONE	PURPLE	
PDM-TWS-L3	4.0-4.5	SILICONE	ORANGE	
PDM-TWS-L4	4.6-5.3	SILICONE	LIGHT BLUE	
PDM-TWS-L5	5.8-6.6	SILICONE	GRAY	
PDM-TWS-L6	6.5-7.8	SILICONE	RED	
GEP CABLE SEALS (VARIATION 3 - SHORT)				
PDM-TWS-S1	2.7-3.0	SILICONE	GREEN	
PDM-TWS-S2	3.4-3.8	SILICONE	PURPLE	
PDM-TWS-S3	4.0-4.5	SILICONE	ORANGE	
PDM-TWS-S4	4.6-5.3	SILICONE	LIGHT BLUE	
PDM-TWS-S5	5.8-6.6	SILICONE	GRAY	
GEP CABLE SEAL PLUG				
PDM-TWS-P	N.A.	SILICONE	YELLOW	
LEAR MAK8 PLUS TERMINAL REMOVAL TOOL (FOR REF. ONLY)				
PART # 50000017609 BY Karl Pülplichhuisen GmbH & Co.				

Table E				REV 1
APTIV (DELPHI) 9.5 DUCON TERMINALS				
PART NUMBER	CABLE RANGE (mm <sup>2</sup> )	MATERIAL	PLATING	
15327010	4.0-6.0	COPPER ALLOY	TIN	
15482568	4.0-6.0	COPPER ALLOY	SILVER/TIN	
10730408	10	COPPER ALLOY	TIN	
15408423	10	COPPER ALLOY	SILVER/TIN	
15458196	16	COPPER ALLOY	TIN	
15458198	16	COPPER ALLOY	SILVER/TIN	
APTIV (DELPHI) 9.5 DUCON CABLE SEALS (FOR REF. ONLY)				
PART NUMBER	CABLE DIA.	MATERIAL	COLOR	
15492996	2.20-3.00	SILICONE	BLUE	
15327126	3.4-4.3	SILICONE	DK. RED	
10720983	6.00-6.40	SILICONE	GREEN	
15470809	6.50-7.75	SILICONE	RED	
10720907	PLUG	SILICONE	GREEN	
GEP CABLE SEALS - 9.5 DUCON (FOR REF. ONLY)				
PART NUMBER	CABLE DIA.	MATERIAL	COLOR	
PDM-TWS-D4	4.6-5.3	SILICONE	LIGHT BLUE	
DELPHI 9.5 DUCON TERMINAL REMOVAL TOOL (FOR REF. ONLY)				
PART # 10714800				

<b>GEP</b> POWER PRODUCTS		16830 Pheasant Drive Brookfield, WI 53005		
PART NO:		PDM-R SERIES (SALES)		
DESCRIPTION:		POWER DISTRIBUTION MODULE - MODEL R, SERIES DRAWING		
CUSTOMER:		STANDARD		
METRIC (MM)	REV	SHEET	SCALE	SIZE
	5	8 OF 15	1:1	B

# TERMINAL AND CABLE SEAL INFORMATION

## PDM-R4D01, SC42-2032D-A001, SC42-2033D-A001



LEAR MAK8 CAVITIES  
SEE TABLE D FOR TERMINALS  
AND CABLE SEALS

Table D			REV 1
<b>LEAR MAK8 PLUS TERMINALS (FOR REF. ONLY)</b>			
PART NUMBER	RANGE (mm <sup>2</sup> )	PLATING	VARIATION
28224 306 710	2.5-4.0	SILVER	1 - LONG SEAL
28469 306 189	2.5-4.0	SILVER/TIN	3 - SHORT SEAL
28225 306 710	6.0-10.0	SILVER	1 - LONG SEAL
28459 306 189	6.0-10.0	SILVER/TIN	3 - SHORT SEAL
28243 306 710	10.0-16.0	SILVER	1 - LONG SEAL
<b>GEP CABLE SEALS (VARIATION 1 - LONG)</b>			
PART NUMBER	CABLE DIA.	MATERIAL	COLOR
PDM-TWS-L1	2.7-3.0	SILICONE	GREEN
PDM-TWS-L2	3.4-3.8	SILICONE	PURPLE
PDM-TWS-L3	4.0-4.5	SILICONE	ORANGE
PDM-TWS-L4	4.6-5.3	SILICONE	LIGHT BLUE
PDM-TWS-L5	5.8-6.6	SILICONE	GRAY
PDM-TWS-L6	6.5-7.8	SILICONE	RED
<b>GEP CABLE SEALS (VARIATION 3 - SHORT)</b>			
PDM-TWS-S1	2.7-3.0	SILICONE	GREEN
PDM-TWS-S2	3.4-3.8	SILICONE	PURPLE
PDM-TWS-S3	4.0-4.5	SILICONE	ORANGE
PDM-TWS-S4	4.6-5.3	SILICONE	LIGHT BLUE
PDM-TWS-S5	5.8-6.6	SILICONE	GRAY
<b>GEP CABLE SEAL PLUG</b>			
PDM-TWS-P	N.A.	SILICONE	YELLOW
<b>LEAR MAK8 PLUS TERMINAL REMOVAL TOOL (FOR REF. ONLY)</b>			
PART # 50000017609 BY Karl Pülplichhaisen GmbH & Co.			

<b>GEP</b> POWER PRODUCTS		16830 Pheasant Drive Brookfield, WI 53005		
PART NO:		PDM-R SERIES (SALES)		
DESCRIPTION:		POWER DISTRIBUTION MODULE - MODEL R, SERIES DRAWING		
CUSTOMER:		STANDARD		
METRIC (MM)	REV	SHEET	SCALE	SIZE
	5	9 OF 15	1:1	B

# TERMINAL AND CABLE SEAL INFORMATION

## PDM-R4E01, SC42-2032E-A001, SC42-2033E-A001

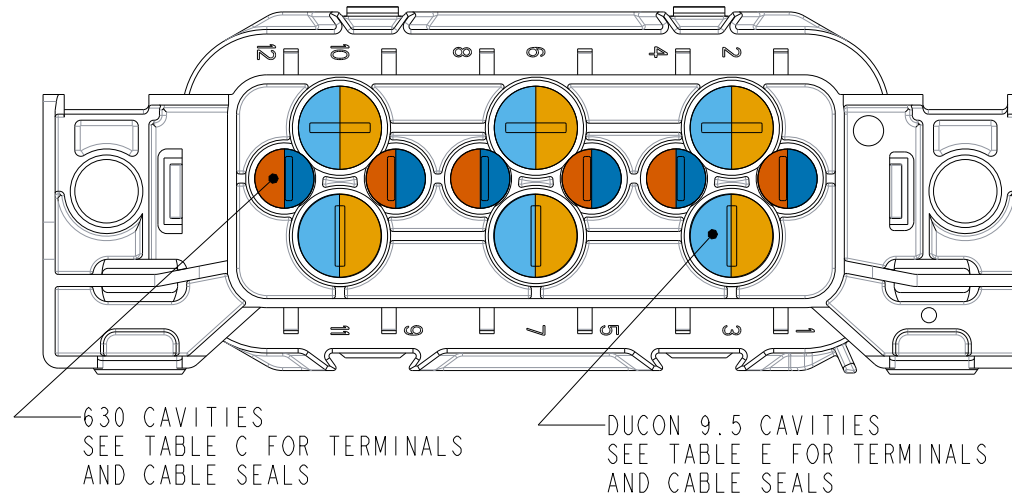



Table C			REV 2
<b>APTIV (DELPHI) 630 METRI-PACK TERMINALS (FOR REF. ONLY)</b>			
PART NUMBER	RANGE (mm <sup>2</sup> )	MATERIAL	PLATING
15317331	4.00-6.00	TIN BRASS	TIN
12052456	3.00-5.00	TIN BRASS	TIN
12052455	1.00-2.00	TIN BRASS	TIN
12052457	0.50-0.80	TIN BRASS	TIN
15317332	4.00-6.00	BERYLLIUM COPPER	SILVER/NICKEL
15305232	3.00-5.00	BERYLLIUM COPPER	SILVER/NICKEL
<b>APTIV (DELPHI) 630 METRI-PACK CABLE SEALS (FOR REF. ONLY)</b>			
PART NUMBER	CABLE DIAMETER	MATERIAL	COLOR
15324997	1.65-2.15	SILICONE	TAN
15324995	2.01-2.85	SILICONE	DK. RED
15327859	2.81-3.75	SILICONE	GRAY
15324996	3.61-4.50	SILICONE	BLUE
15324993	4.40-5.10	SILICONE	GREEN
15324997	1.65-2.15	SILICONE	TAN
15324995	2.01-2.85	SILICONE	DK. RED
15324994	2.81-3.75	SILICONE	GRAY
15324996	3.61-4.50	SILICONE	BLUE
15324993	4.40-5.10	SILICONE	GREEN
12059255	PLUG	SILICONE	LT. GREEN
<b>DELPHI 630 METRI-PACK TERMINAL REMOVAL TOOL (FOR REF. ONLY)</b>			
PART # 12094430			

Table E			REV 1
<b>APTIV (DELPHI) 9.5 DUCON TERMINALS</b>			
PART NUMBER	CABLE RANGE (mm <sup>2</sup> )	MATERIAL	PLATING
15327010	4.0-6.0	COPPER ALLOY	TIN
15482568	4.0-6.0	COPPER ALLOY	SILVER/TIN
10730408	10	COPPER ALLOY	TIN
15408423	10	COPPER ALLOY	SILVER/TIN
15458196	16	COPPER ALLOY	TIN
15458198	16	COPPER ALLOY	SILVER/TIN
<b>APTIV (DELPHI) 9.5 DUCON CABLE SEALS (FOR REF. ONLY)</b>			
PART NUMBER	CABLE DIA.	MATERIAL	COLOR
15492996	2.20-3.00	SILICONE	BLUE
15327126	3.4-4.3	SILICONE	DK. RED
10720983	6.00-6.40	SILICONE	GREEN
15470809	6.50-7.75	SILICONE	RED
10720907	PLUG	SILICONE	GREEN
<b>GEP CABLE SEALS - 9.5 DUCON (FOR REF. ONLY)</b>			
PART NUMBER	CABLE DIA.	MATERIAL	COLOR
PDM-TWS-D4	4.6-5.3	SILICONE	LIGHT BLUE
<b>DELPHI 9.5 DUCON TERMINAL REMOVAL TOOL (FOR REF. ONLY)</b>			
PART # 10714800			


<b>GEP</b> <small>POWER PRODUCTS</small>		<small>16830 Pheasant Drive Brookfield, WI 53005</small>		
PART NO:		PDM-R SERIES (SALES)		
DESCRIPTION:		POWER DISTRIBUTION MODULE - MODEL R, SERIES DRAWING		
CUSTOMER:		STANDARD		
METRIC (MM)	REV	SHEET	SCALE	SIZE
	5	10 OF 15	1:1	B

# COVER OPTIONS

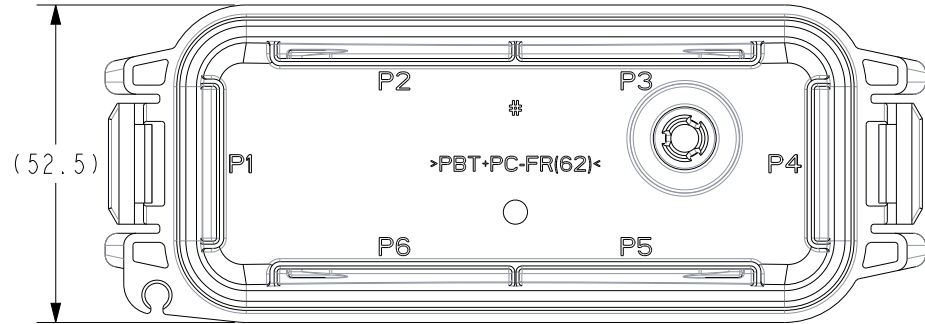


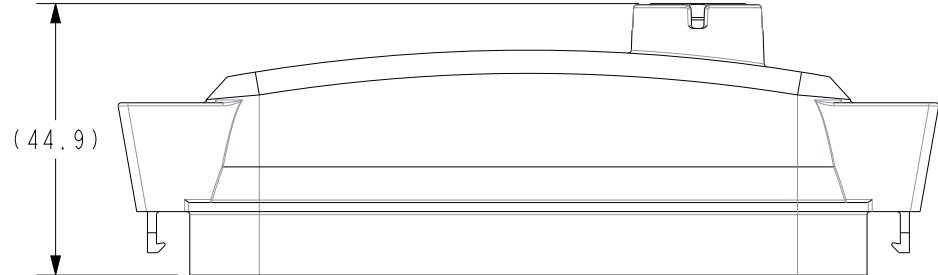
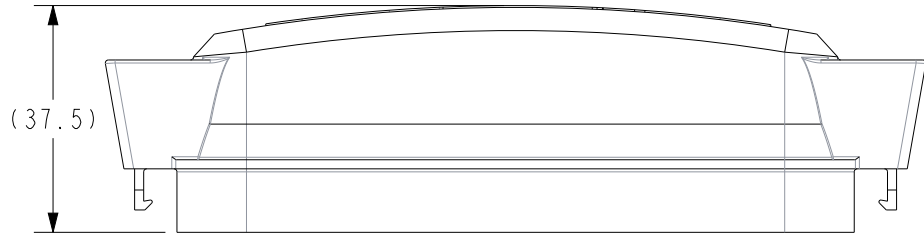
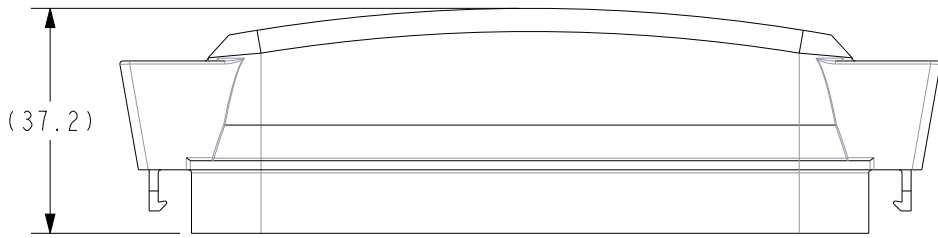
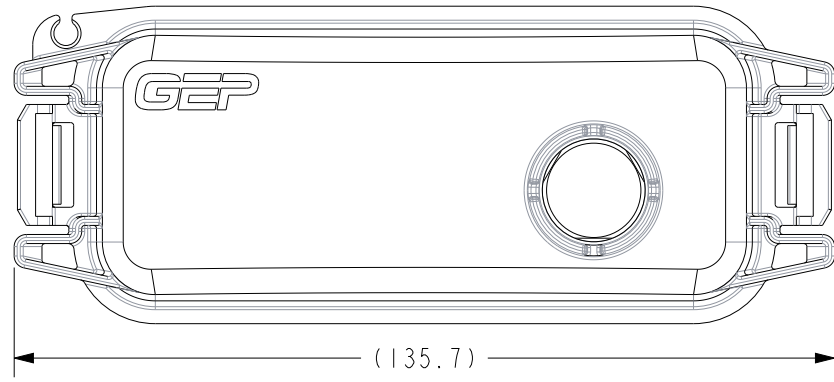
PDM-TCP  
COVER, PLAIN



PDM-TC  
COVER




SC42-2015A-A001  
COVER WITH VENT - PDM-R - GEP

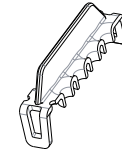


		16830 Pheasant Drive Brookfield, WI 53005		
PART NO:		PDM-R SERIES (SALES)		
DESCRIPTION:		POWER DISTRIBUTION MODULE - MODEL R, SERIES DRAWING		
CUSTOMER:		STANDARD		
METRIC (MM)	REV	SHEET	SCALE	SIZE
	5	11 OF 15	1:1.25	B


# ACCESSORY OPTIONS



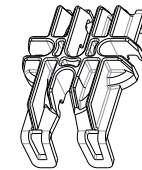
PDM-RS  
BLUE SEAL  
(INCLUDED WITH HOUSINGS)



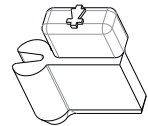
PDM-TT1  
280 TPA  
(6 PER ASSY REQUIRED FOR PDM-R4A01,  
SC42-2032A-A001, SC42-2033A-A001)



PDM-SCT  
TETHER  
(WAS PDM-TCT)

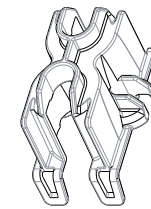


PDM-TT2  
ISO RELAY TPA  
(3 PER ASSY REQUIRED FOR PDM-R4B01,  
SC42-2032B-A001, SC42-2033B-A001)

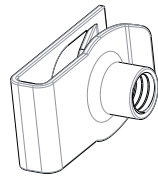


SCALE 2:1

PDM-TK  
DIODE KEY

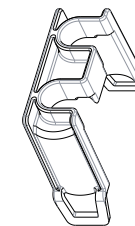


SC38-2006A-B003  
MAXI ISO RELAY TPA  
(2 PER ASSY REQUIRED FOR PDM-R4C01,  
SC42-2032C-A001, SC42-2033C-A001)  
(3 PER ASSY REQUIRED FOR PDM-R4E01,  
SC42-2032E-A001, SC42-2033E-A001)



SCALE 1:1

PDM-TMC  
MOUNTING CLIP M6



PDM-TT4  
MAXI FUSE TPA  
(2 PER ASSY REQUIRED FOR PDM-R4C01,  
SC42-2032C-A001, SC42-2033C-A001)  
(6 PER ASSY REQUIRED FOR PDM-R4D01,  
SC42-2032D-A001, SC42-2033D-A001)

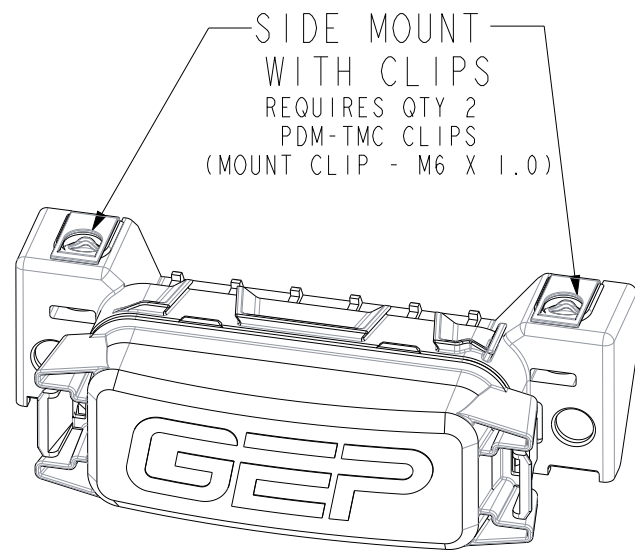


SCALE 1:1

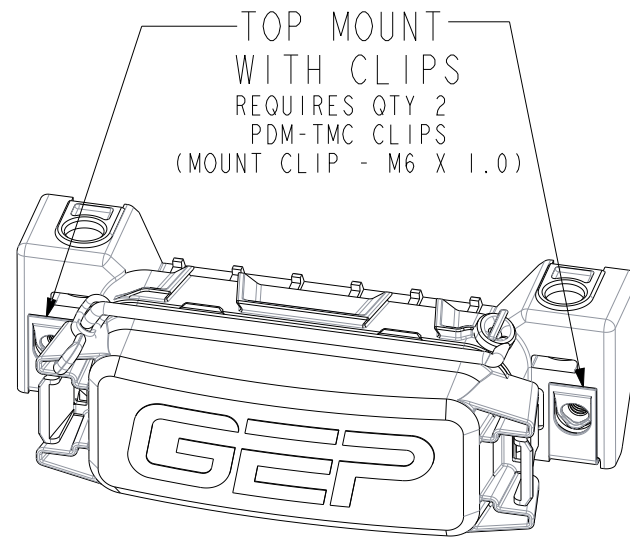
SC55-2000A-A001  
PLUG AND SEAL - PDM  
CAVITY PLUG - METRIPACK 280

		16830 Pheasant Drive Brookfield, WI 53005		
PART NO:		PDM-R SERIES (SALES)		
DESCRIPTION:		POWER DISTRIBUTION MODULE - MODEL R, SERIES DRAWING		
CUSTOMER:		STANDARD		
METRIC (MM)	REV	SHEET	SCALE	SIZE
	5	12 OF 15	1:2	B

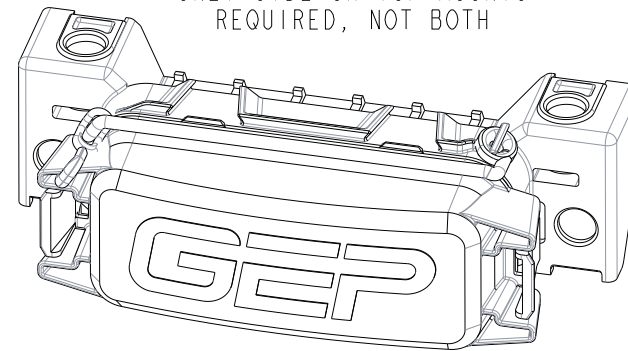
# MOUNTING OPTIONS



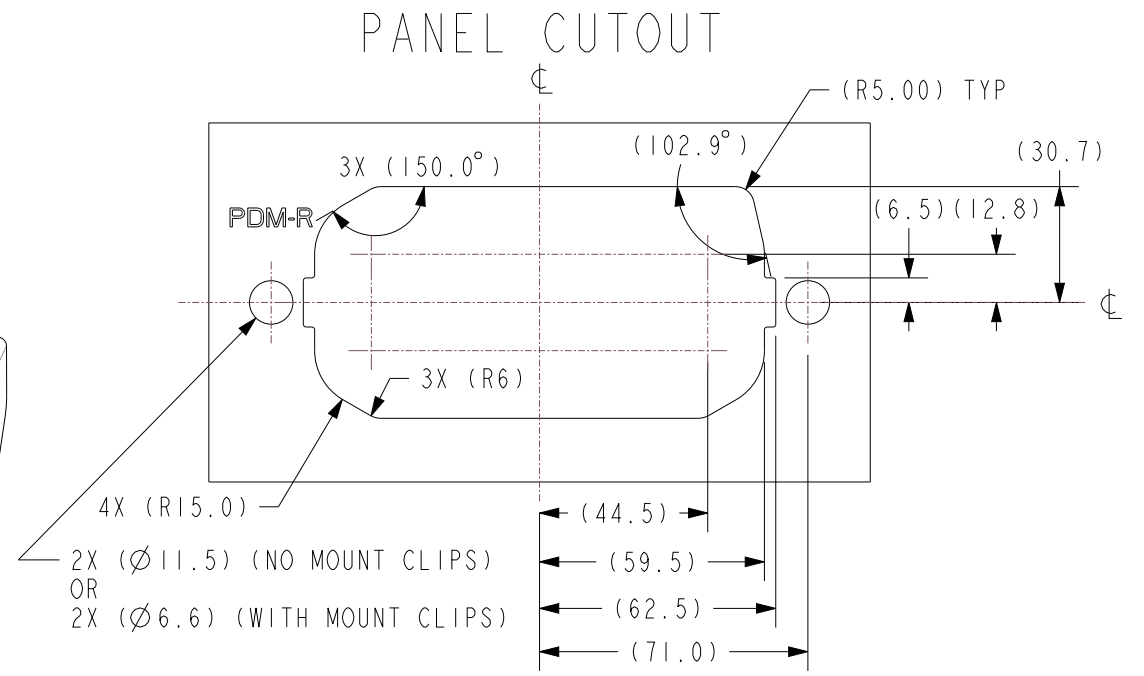
SIDE MOUNT WITH CLIPS  
REQUIRES QTY 2 PDM-TMC CLIPS  
(MOUNT CLIP - M6 X 1.0)



TOP MOUNT WITH CLIPS  
REQUIRES QTY 2 PDM-TMC CLIPS  
(MOUNT CLIP - M6 X 1.0)

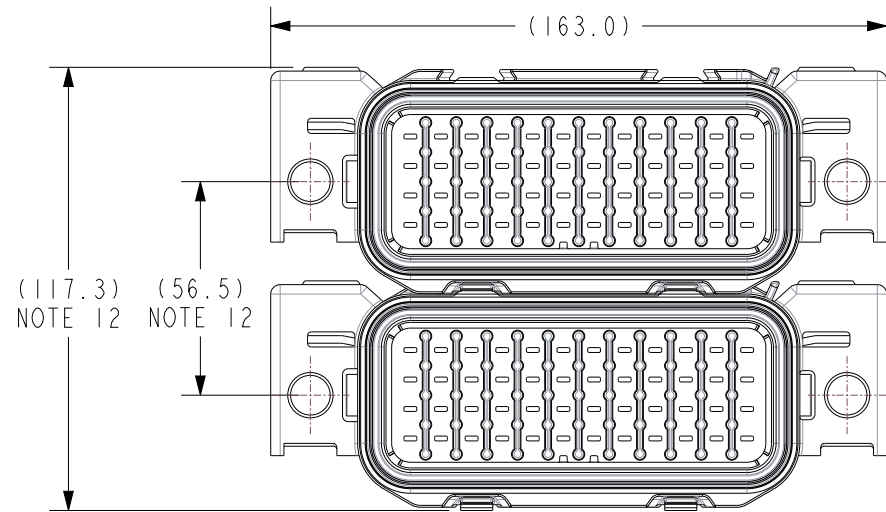


SIDE OR TOP MOUNT NO CLIPS  
SIDE/TOP MOUNT FOR M10 OR 3/8" FASTENER  
ONLY SIDE OR TOP MOUNTS REQUIRED, NOT BOTH



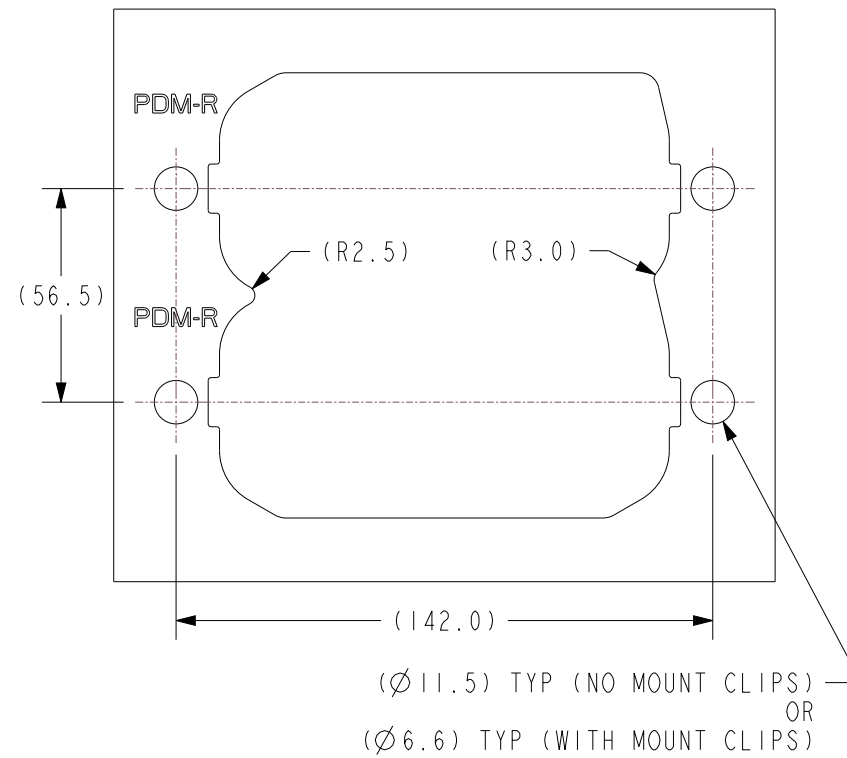
## PANEL CUTOUT

## GANGED OPTION PDM-R GANGED WITH PDM-R

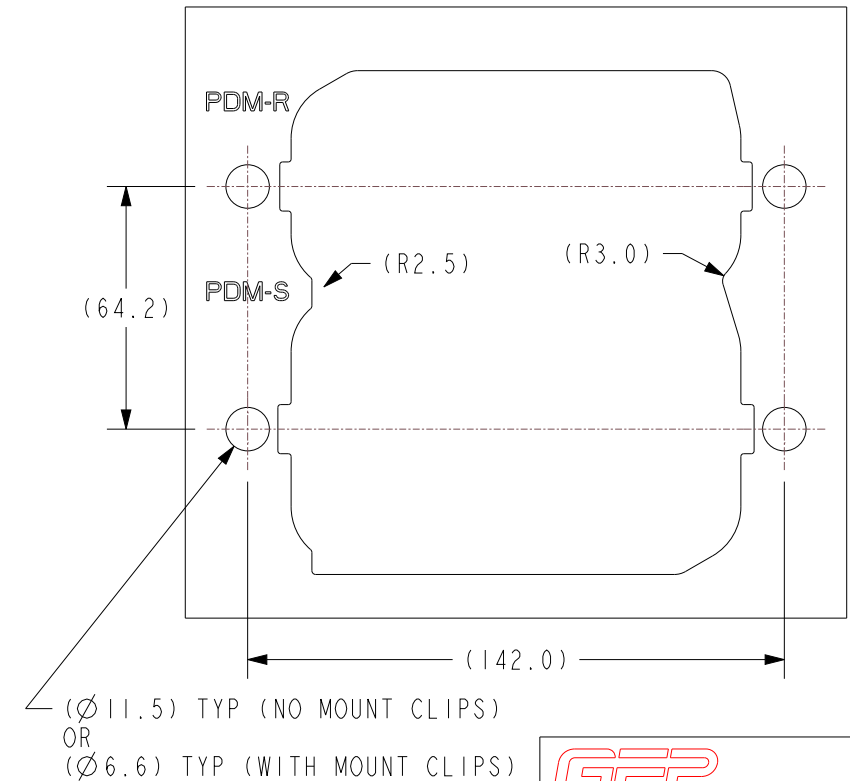


(117.3) NOTE 12  
(56.5) NOTE 12

## PANEL CUTOUT PDM-R GANGED WITH PDM-R



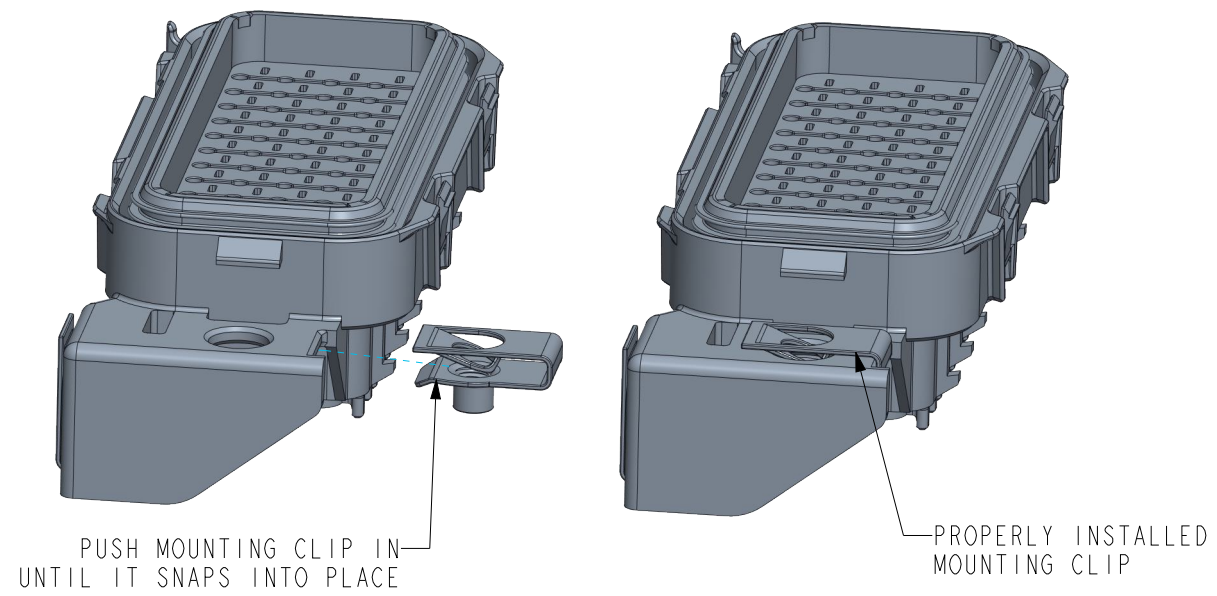
## PANEL CUTOUT PDM-R GANGED WITH PDM-S (SEE PDM-S SERIES (SALES) FOR PDM-S PANEL CUTOUT DETAILS)



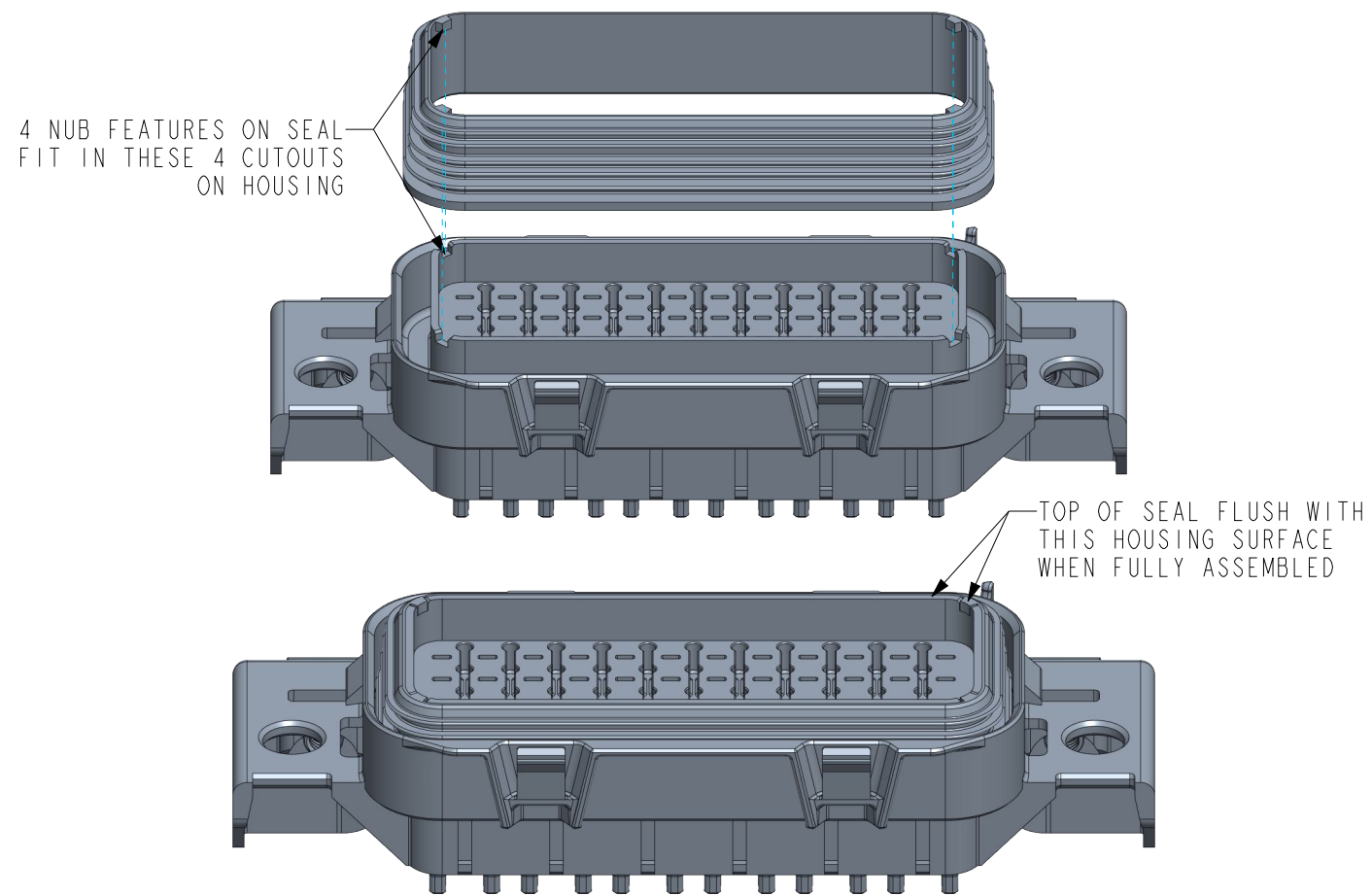
<b>GEP</b> POWER PRODUCTS		16830 Pheasant Drive Brookfield, WI 53005		
PART NO:	PDM-R SERIES (SALES)			
DESCRIPTION:	POWER DISTRIBUTION MODULE - MODEL R, SERIES DRAWING			
CUSTOMER:	STANDARD			
METRIC (MM)	REV 5	SHEET 13 OF 15	SCALE 1:2	SIZE B

# ASSEMBLY INSTRUCTIONS

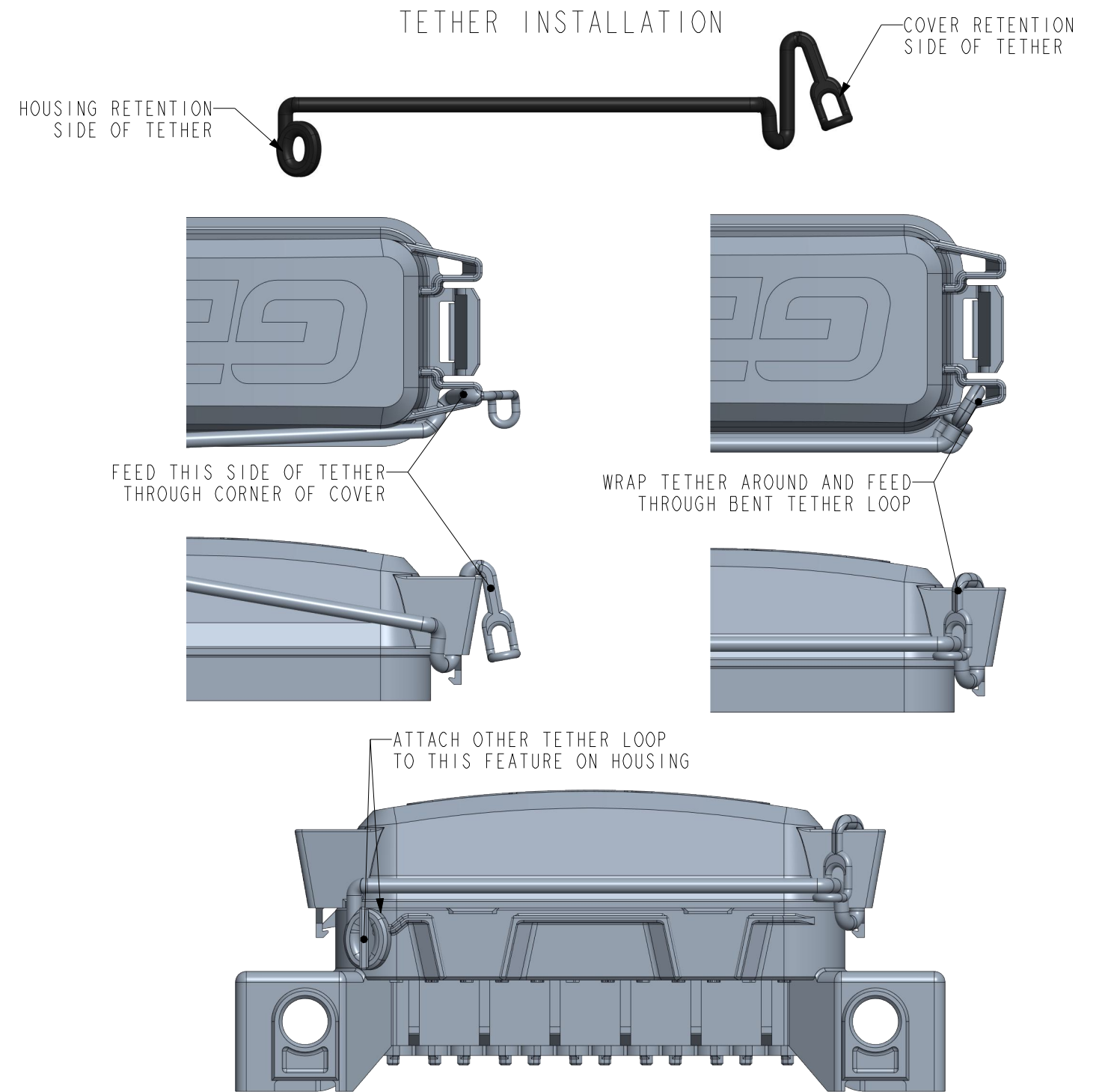
## MOUNTING CLIP INSTALLATION



## SEAL INSTALLATION



## TETHER INSTALLATION



<b>GEP</b> POWER PRODUCTS		16830 Pheasant Drive Brookfield, WI 53005		
PART NO:	PDM-R SERIES (SALES)			
DESCRIPTION:	POWER DISTRIBUTION MODULE - MODEL R, SERIES DRAWING			
CUSTOMER:	STANDARD			
METRIC (MM)	REV 5	SHEET 14 OF 15	SCALE 1:1.25	SIZE B

# DEPINNING INSTRUCTIONS

## 280 TERMINAL DEPINNING

## 630 TERMINAL DEPINNING

## DUCON 9.5 TERMINAL DEPINNING

EXTRACTION TOOL TIP  
INSERTED IN THIS AREA  
OF CAVITY

EXTRACTION TOOL TIP  
INSERTED IN THIS AREA  
OF CAVITY

EXTRACTION TOOL TIPS  
INSERTED IN THESE  
AREAS OF CAVITY

TOP VIEW  
(SCALE 3:1)

TOP VIEW  
(SCALE 2:1)

TOP VIEW  
(SCALE 2:1)

280/630 TERMINAL  
DEPINNING TOOL

280/630 TERMINAL  
DEPINNING TOOL

DUCON 9.5 TERMINAL  
DEPINNING TOOL

TERMINAL  
RETAINING  
FEATURE

TERMINAL  
RETAINING  
FEATURE

TERMINAL  
RETAINING  
FEATURES

REMOVE TERMINAL  
IN THIS DIRECTION

REMOVE TERMINAL  
IN THIS DIRECTION

REMOVE TERMINAL  
IN THIS DIRECTION

INSTALLED 280 TERMINAL  
IN PDM-R4A01  
SIDE VIEW  
(SCALE 2:1)

EXTRACTION TOOL INSERTED  
AND TERMINAL RELEASED  
SIDE VIEW  
(SCALE 2:1)

INSTALLED 630 TERMINAL  
IN PDM-R4B01  
SIDE VIEW  
(SCALE 1.5:1)

EXTRACTION TOOL INSERTED  
AND TERMINAL RELEASED  
SIDE VIEW  
(SCALE 1.5:1)

INSTALLED DUCON 9.5  
TERMINAL IN PDM-R4C01  
SIDE VIEW  
(SCALE 1.5:1)

EXTRACTION TOOL INSERTED  
AND TERMINAL RELEASED  
SIDE VIEW  
(SCALE 1.5:1)

## LEAR MAK8 TERMINAL DEPINNING

EXTRACTION TOOL TIPS  
INSERTED IN THESE  
AREAS OF CAVITY

TOP VIEW  
(SCALE 2:1)

LEAR MAK8 TERMINAL  
DEPINNING TOOL

TERMINAL  
RETAINING  
FEATURES

REMOVE TERMINAL  
IN THIS DIRECTION

INSTALLED LEAR MAK8  
TERMINAL IN PDM-R4D01  
SIDE VIEW  
(SCALE 1.5:1)

EXTRACTION TOOL INSERTED  
AND TERMINAL RELEASED  
SIDE VIEW  
(SCALE 1.5:1)

		16830 Pheasant Drive Brookfield, WI 53005		
PART NO:		PDM-R SERIES (SALES)		
DESCRIPTION:		POWER DISTRIBUTION MODULE - MODEL R, SERIES DRAWING		
CUSTOMER:		STANDARD		
METRIC (MM)	REV	SHEET	SCALE	SIZE
	5	15 OF 15	1:1	B